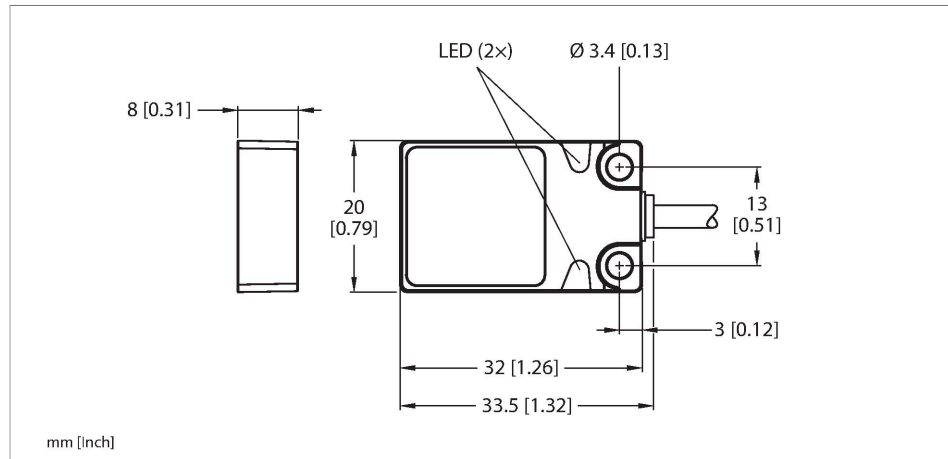


BI5-Q08-VP6X2 7M Inductive Sensor



Technical data

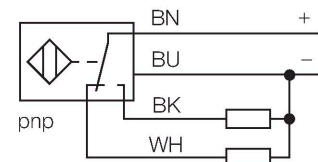
Type	BI5-Q08-VP6X2 7M
ID no.	1600107
Rated switching distance	5 mm
Mounting conditions	Flush
Secured operating distance	$\leq (0.81 \times S_n)$ mm
Correction factors	St37 = 1; Al = 0.3; stainless steel = 0.7; Ms = 0.4
Repeat accuracy	$\leq 2 \%$ of full scale
Temperature drift	$\leq \pm 10 \%$
Hysteresis	3...15 %
Ambient temperature	-25...+70 °C
Operating voltage	10...30 VDC
Residual ripple	$\leq 10 \%$ U_{ss}
DC rated operational current	≤ 200 mA
No-load current	≤ 15 mA
Residual current	≤ 0.1 mA
Isolation test voltage	≤ 0.5 kV
Short-circuit protection	yes / Cyclic
Voltage drop at I_o	≤ 1.8 V
Wire breakage/Reverse polarity protection	yes / Complete
Output function	4-wire, Complementary contact, PNP
Switching frequency	0.5 kHz
Design	Rectangular, Q08
Dimensions	32 x 20 x 8 mm



Features

- Rectangular, height 8 mm
- Active face on top
- Metal, Zamak, nickel-plated
- DC 4-wire, 10...30 VDC
- Changeover contact, PNP output
- Cable connection

Wiring diagram



Functional principle

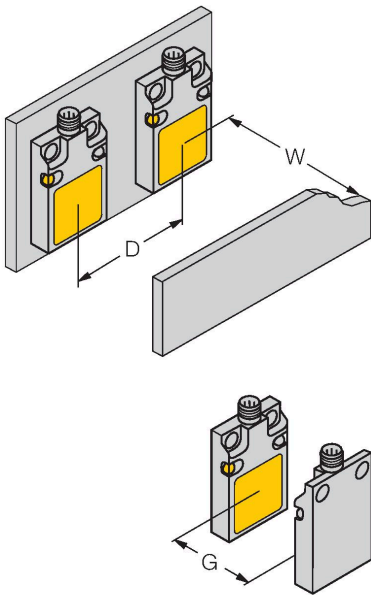
Inductive sensors detect metal objects contactless and wear-free. For this, they use a high-frequency electromagnetic AC field that interacts with the target. Inductive sensors generate this field via an RLC circuit with a ferrite coil.

Technical data

Housing material	Metal, Zamak, Nickel-plated
Active area material	Plastic, PP, yellow
Electrical connection	Cable
Cable quality	Ø 3 mm, Gray, LifY-11Y, PUR, 7 m
Core cross-section	4 x 0.14 mm ²
Vibration resistance	55 Hz (1 mm)
Shock resistance	30 g (11 ms)
Protection class	IP68
MTTF	2283 years acc. to SN 29500 (Ed. 99) 40 °C
Power-on indication	LED, Green
Switching state	LED, Yellow

Mounting instructions

Mounting instructions/Description



Distance D	40 mm
Distance W	24 mm
Distance G	24 mm
Width active area B	20 mm