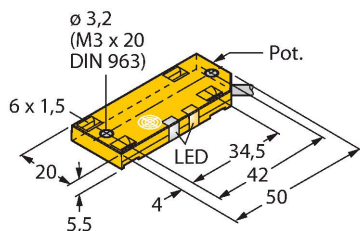


BC10-QF5.5-RN6X2

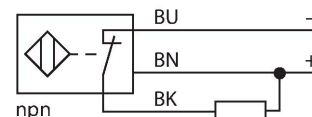
Capacitive Sensor



Features

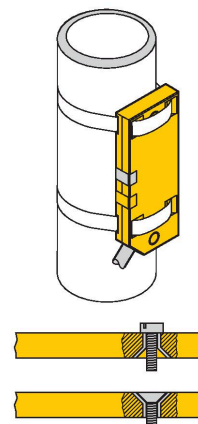
- Rectangular, height 5.5 mm
- Large active face, marked for correct installation
- Plastic, PP
- Fine adjustment via potentiometer
- DC 3-wire, 10...30 VDC
- NC contact, NPN output
- Cable connection

Wiring diagram



Functional principle

Capacitive proximity switches are designed for non-contact and wear-free detection of electrically conductive as well as non-conductive metal objects.



Technical data

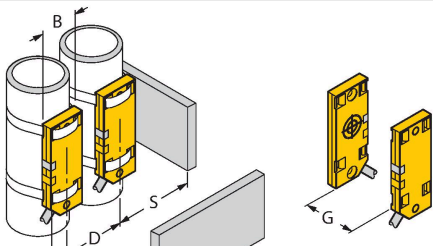
Type	BC10-QF5.5-RN6X2
Ident. no.	2620128
Rated switching distance (flush)	10 mm
Rated switching distance (non-flush)	10 mm
Secured operating distance	$\leq (0.72 \times S_n)$
Hysteresis	2...20 %
Temperature drift	type 20 %
Repeat accuracy	$\leq 2 \%$ of full scale
Ambient temperature	-25...+70 °C
Electrical data	
Operating voltage	10...30 VDC
Residual ripple	$\leq 10 \%$ U_{ss}
DC rated operational current	≤ 200 mA
No-load current	≤ 15 mA
Residual current	≤ 0.1 mA
Switching frequency	0.1 kHz
Isolation test voltage	≤ 0.5 kV
Output function	3-wire, NC contact, NPN
Short-circuit protection	yes / Cyclic
Voltage drop at I_o	≤ 1.8 V
Wire breakage/Reverse polarity protection	yes / Complete
Approvals	UL

Technical data

Mechanical data	
Design	Rectangular, QF5,5
Dimensions	54 x 20.3 x 5.5 mm
Housing material	Plastic, PP
Active area material	PP
Electrical connection	Cable
Cable quality	Ø 3 mm, LifYY-11Y, PUR, 2 m
Core cross-section	3 x 0.14 mm ²
Vibration resistance	55 Hz (1 mm)
Shock resistance	30 g (11 ms)
Protection class	IP67
MTTF	1080 years acc. to SN 29500 (Ed. 99) 40 °C
Power-on indication	LED, Green
Switching state	LED, Yellow

Mounting instructions

Product features



The technical drawing illustrates the dimensions of the BC10-QF5.5-RN6X2 sensor. It includes a side view of two sensors mounted on a wall, showing dimensions D (distance between sensors), S (distance from wall to sensor), and B (diameter of the active area). A top-down view shows dimension G (distance from wall to sensor).

Distance D	40 mm
Distance W	30 mm
Distance S	30 mm
Distance G	60 mm
Diameter active area B	Ø 20 mm

The given minimum distances have been checked against the standard switching distance.
Should the sensitivity of the sensors be changed via potentiometer, the data sheet specifications no longer apply.