

Product data sheet

Characteristics

SC1624M125F

All in one, Homeline, combination service entrance, ringed socket, 125A, semi flush mount, 16 spaces, 24 circuits, 10kA SCCR, no bypass

Product availability : Stock - Normally stocked in distribution facility



Price* : 1,518.00 USD



Main

Product or component type	All-In-One
Range of product	Homeline
Meter socket type	Ringed
Hub type	B300 A

Complementary

Line Rated Current	125 A
Short-circuit current	10 kA
Mounting	Semi flush
Number of spaces	16
Number of circuits	24
Number of Tandem Breakers	8
Electrical connection	Lugs line side Lugs service ground
Wire Size	AWG 6...AWG 2/0 aluminium)line side AWG 6...AWG 2/0 copper)line side AWG 6...AWG 2/0 aluminium)service ground AWG 6...AWG 2/0 copper)service ground
Tightening torque	Main lugs 50 lb.in, AWG 6...AWG 2/0, aluminium/copper Service ground 50 lb.in, AWG 6...AWG 2/0, aluminium/copper Branch lugs 35 lb.in, AWG 6...AWG 4, aluminium/copper Branch lugs 25 lb.in, AWG 8, aluminium/copper Branch lugs 20 lb.in, AWG 14...AWG 10, aluminium/copper Branch lugs 20 lb.in, AWG 12...AWG 10, aluminium/copper Cover 10 lb.in
Disconnect	Service disconnect (factory installed)

* Price is "List Price" and may be subject to a trade discount – check with your local distributor or retailer for actual price.

Jul 30, 2021

Disconnect Rating	125 A
Branch Breaker Rating	110 A
Service feed location	OH UG
Bypass type	No bypass
Width	14.50 in (368.30 mm)
Depth	3.40 in (86.36 mm)
Height	26.42 in (671.07 mm)

Ordering and shipping details

Category	00148 - HOMELINE CSED DEVICES
Discount Schedule	DE3A
GTIN	00785901107804
Nbr. of units in pkg.	1
Package weight(Lbs)	37.97 lb(US) (17.22 kg)
Returnability	Yes
Country of origin	MX

Packing Units

Package 1 Height	7.50 in (19.050 cm)
Package 1 width	17.20 in (43.688 cm)
Package 1 Length	27.20 in (69.088 cm)

Offer Sustainability

California proposition 65	WARNING: This product can expose you to chemicals including: Lead and lead compounds, which is known to the State of California to cause cancer and birth defects or other reproductive harm. For more information go to www.P65Warnings.ca.gov
REACH Regulation	REACH Declaration
REACH free of SVHC	Yes
EU RoHS Directive	Compliant EU RoHS Declaration
Mercury free	Yes
RoHS exemption information	Yes
China RoHS Regulation	China RoHS declaration Product out of China RoHS scope. Substance declaration for your information.

Contractual warranty

Warranty	18 months
----------	-----------

SC1624M125F

Technical drawing of the B300 hub assembly, showing front, side, and detail views with dimensions in inches and millimeters.

Front View Dimensions:

- Overall Width: 16.88 [429]
- Overall Height: 26.42 [671]
- Top Flange Thickness: 1.17 [30] TYP
- Top Flange Width (Left): 5.93 [151]
- Top Flange Width (Right): 4.86 [123]
- Top Flange Width (Far Right): 4.27 [109]
- Top Flange Width (Far Right): 1.76 [45]
- Top Flange Width (Far Right): .76 [19]
- Top Flange Width (Far Right): 1.01 [26] TYP
- Top Flange Width (Far Right): 3.39 [86]
- Top Flange Width (Far Right): 1.87 [48]
- Top Flange Width (Far Right): 1.14 [29]
- Top Flange Width (Far Right): 2.42 [62]
- Top Flange Width (Far Right): 2.67 [68]
- Top Flange Width (Far Right): 4.43 [113]
- Top Flange Width (Far Right): 4.20 [107]
- Top Flange Width (Far Right): 5.70 [145]
- Top Flange Width (Far Right): 14.50 [368]
- Top Flange Width (Far Right): 1.17 [30] TYP

Side View Dimensions:

- Overall Width: 3.39 [86]
- Overall Height: 26.42 [671]
- Top Flange Thickness: 1.17 [30] TYP
- Top Flange Width (Left): 5.93 [151]
- Top Flange Width (Right): 4.86 [123]
- Top Flange Width (Far Right): 4.27 [109]
- Top Flange Width (Far Right): 1.76 [45]
- Top Flange Width (Far Right): .76 [19]
- Top Flange Width (Far Right): 1.01 [26] TYP
- Top Flange Width (Far Right): 3.39 [86]
- Top Flange Width (Far Right): 1.87 [48]
- Top Flange Width (Far Right): 1.14 [29]
- Top Flange Width (Far Right): 2.42 [62]
- Top Flange Width (Far Right): 2.67 [68]
- Top Flange Width (Far Right): 4.43 [113]
- Top Flange Width (Far Right): 4.20 [107]
- Top Flange Width (Far Right): 5.70 [145]
- Top Flange Width (Far Right): 14.50 [368]
- Top Flange Width (Far Right): 1.17 [30] TYP

Detail View Dimensions:

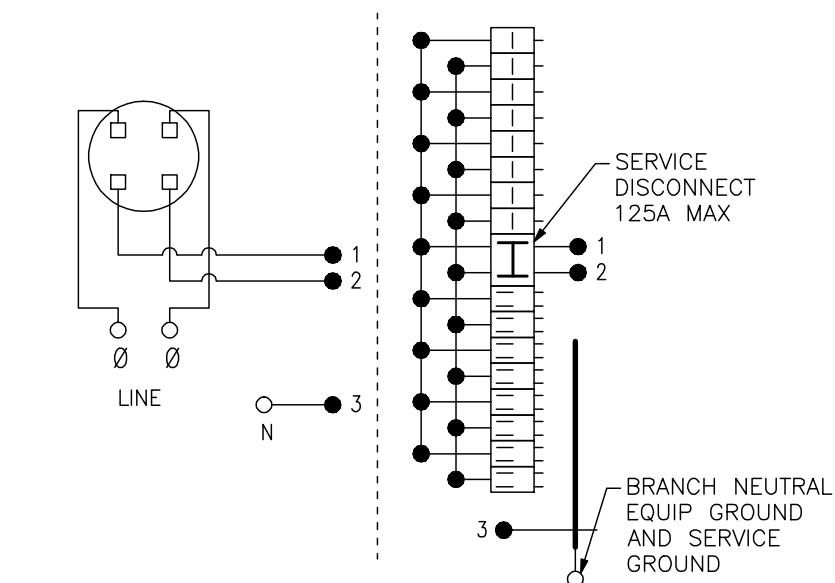
- Overall Width: 14.38 [365]
- Overall Height: 13.06 [332]
- Top Flange Thickness: 1.10 [28]
- Top Flange Width (Left): 8.56 [217]
- Top Flange Width (Right): 4.13 [105]
- Top Flange Width (Far Right): 4.64 [118]
- Top Flange Width (Far Right): 5.47 [139]
- Top Flange Width (Far Right): 1.82 [46]
- Top Flange Width (Far Right): 4.08 [104]
- Top Flange Width (Far Right): 4.98 [127]
- Top Flange Width (Far Right): 8.50 [216]
- Top Flange Width (Far Right): 7.60 [193]
- Top Flange Width (Far Right): 7.20 [183]
- Top Flange Width (Far Right): 3.27 [83]
- Top Flange Width (Far Right): 4.60 [117]
- Top Flange Width (Far Right): 6.50 [165]
- Top Flange Width (Far Right): 14.25 [362]
- Top Flange Width (Far Right): 10.75 [273]
- Top Flange Width (Far Right): 8.00 [203]
- Top Flange Width (Far Right): 6.00 [152]
- Top Flange Width (Far Right): 3.56 [90]
- Top Flange Width (Far Right): 16.88 [429]
- Top Flange Width (Far Right): 1.17 [30] TYP

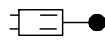
Labels:

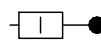
- A: Hub Body
- B, C: Hub Flange
- C, D, E, F: Hub Flange
- D, F, G: Hub Flange
- MAX A HUB OR B300

KNOCKOUTS		
SYMBOL	CONDUIT SIZE	
	IN	MM
A	.50	13
B	.75	19
C	1.00	25
D	1.25	32
E	1.50	38
F	2.00	51
G	2.50	64

Wiring Diagram



 TWO SINGLE POLE, ONE PLUG-ON SPACE TYPE HOMT OR ONE SINGLE POLE, ONE PLUG-ON SPACE TYPE HOM. TWO POLE TYPE HOM, HOMA OR HOMT MAY PLUG-ON TWO ADJACENT SPACES. BRANCH BREAKER IS LIMITED TO 110A MAX.

 ONE SINGLE POLE, ONE PLUG-ON SPACE TYPE HOM ONLY. TWO POLE TYPE HOM OR HOMA MAY PLUG-ON TWO ADJACENT SPACES. BRANCH BREAKER IS LIMITED TO 110A MAX.

A SQUARE D UL LISTED SECONDARY SURGE ARRESTER MAY PLUG ON TWO ADJACENT SPACES. ORDER CATALOG NO. HOM2175SB.

SC1624M100F
SC1624M125F