
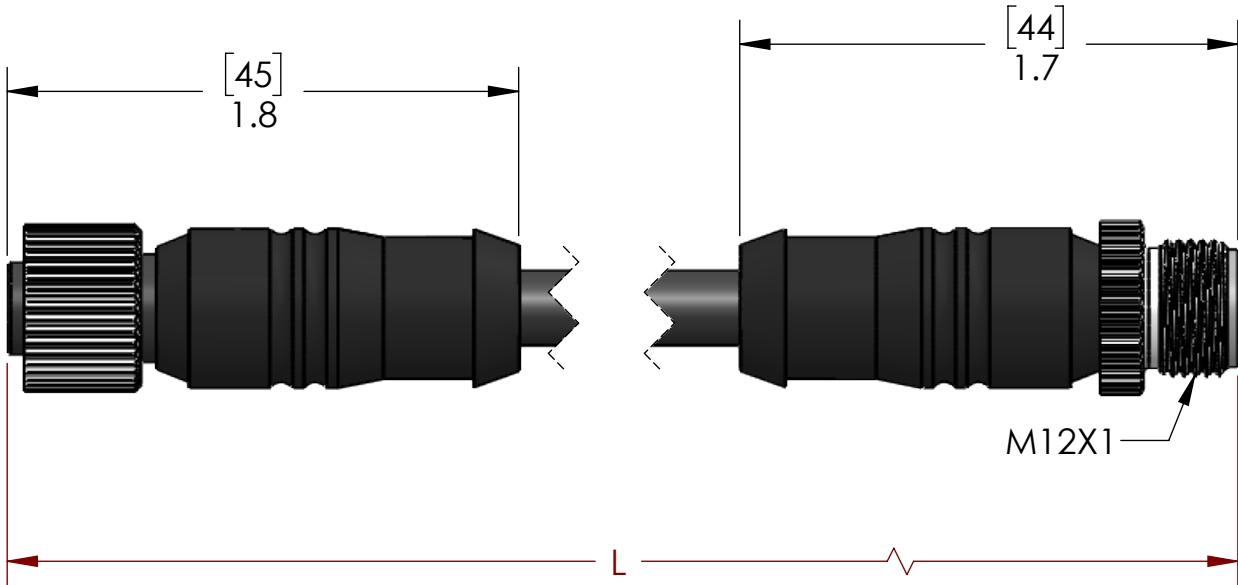
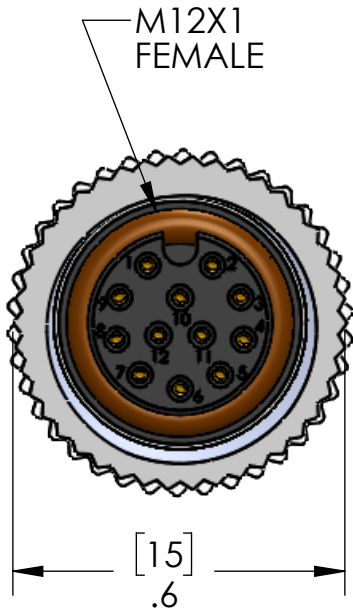


MALE PIN#	WIRING	FEMALE PIN#
1	----	1
2	----	2
3	----	3
4	----	4
5	----	5
6	----	6
7	----	7
8	----	8
9	----	9
10	----	10
11	----	11



P/N	L	STD?
MDCM-12MFP-1M-B	40" [1M]	YES
MDCM-12MFP-2M-B	79" [2M]	YES
MDCM-12MFP-3M-B	118" [3M]	NO
MDCM-12MFP-4M-B	157" [4M]	YES
MDCM-12MFP-5M-B	197" [5M]	YES
MDCM-12MFP-6M-B	236" [6M]	NO
MDCM-12MFP-8M-B	315" [8M]	NO
MDCM-12MFP-10M-B	393" [10M]	YES
MDCM-12MFP-15M-B	591" [15M]	YES
MDCM-12MFP-20M-B	787" [20M]	NO
MDCM-12MFP-30M-B	1181" [30M]	NO
MDCM-12MFP-50M-B	1968" [50M]	NO

MATERIALS	
BODY:	BLACK PVC
CONTACTS:	GOLD PLATED COPPER ALLOY
CABLE:	24/12 BLACK PVC JACKET
	FOIL MYLAR SHIELD w/24 AWG DRAIN
COUPLING:	NICKEL PLATED BRASS
INSERT:	POLYAMIDE
O-RING:	FPM

PROPRIETARY AND CONFIDENTIAL
THE INFORMATION CONTAINED IN THIS
DRAWING IS THE SOLE PROPERTY OF
MENCOM CORPORATION. ANY
REPRODUCTION IN PART OR AS A WHOLE
WITHOUT THE WRITTEN PERMISSION OF
MENCOM CORPORATION IS
PROHIBITED.

VOLTS	60V
AMPS	2A
TEMP:	105°C

UNLESS OTHERWISE SPECIFIED: DIMENSIONS ARE IN INCHES AND [MM]	DRAWN BY	JJH	MENCOM CORPORATION	
	DRAWN DATE	03/18/2019		
	CHECKED BY	GO		
	CHECK DATE	03/18/2019		
MATERIAL	COMMENTS:		TITLE:	
FINISH			SIZE	DWG. NO.
			B	MDCM-12MFP-ZZ-B
DO NOT SCALE DRAWING			SCALE: 3:2	WEIGHT:
			SHEET 1 OF 1	

PARTS LISTED AS NOT BEING STANDARD
MAY HAVE MINIMUM ORDER QUANTITIES

REV	A
-----	----------