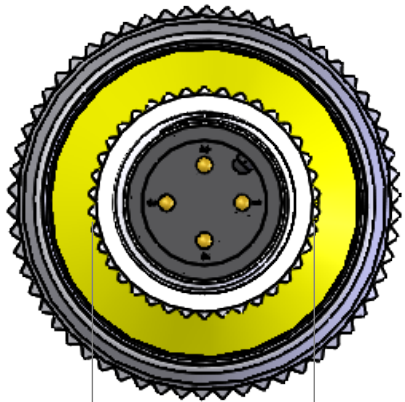
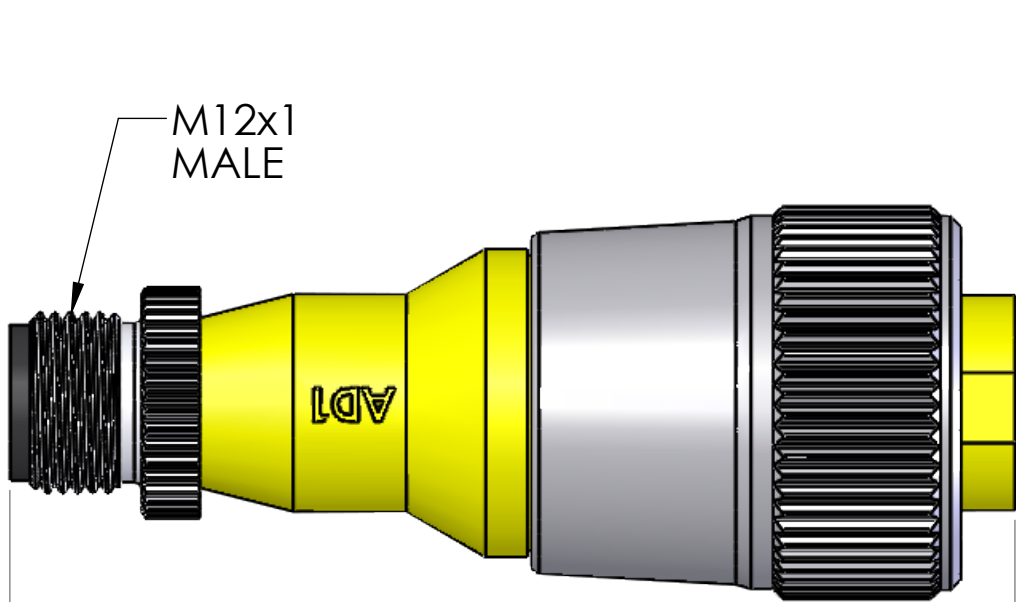


MDC	Wiring	MIN
PIN #		PIN #
1	-----	1
2	-----	2
3	-----	3
4	-----	4

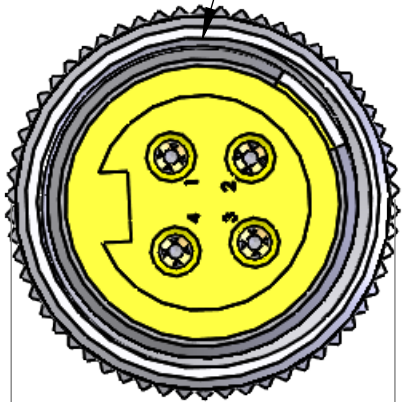


[15]  
.6



M12x1  
MALE

[66]  
2.6



7/8-16UN2B  
FEMALE

[25]  
1.0

MATERIALS:	
BODY:	YELLOW PVC
MIN COUPLING:	NICKEL PLATED BRASS
MDC COUPLING:	NICKEL PLATED BRASS
CONTACTS:	GOLD PLATED COPPER ALLOY
MDC INSULATOR:	POLYAMIDE

**PROPRIETARY AND CONFIDENTIAL**  
THE INFORMATION CONTAINED IN THIS  
DRAWING IS THE SOLE PROPERTY OF  
MENCOM CORPORATION. ANY  
REPRODUCTION IN PART OR AS A WHOLE  
WITHOUT THE WRITTEN PERMISSION OF  
MENCOM CORPORATION IS  
PROHIBITED.

VOLTS	300V
AMPS	4A
TEMP:	105C

UNLESS OTHERWISE SPECIFIED:	DRAWN BY	ADM
DIMENSIONS ARE IN INCHES AND [MM]	DRAWN DATE	05/10/2019
	CHECKED BY	JJH
	CHECK DATE	05/10/2019
MATERIAL	COMMENTS:	
FINISH		
DO NOT SCALE DRAWING		

MENCOM CORPORATION

TITLE:

SIZE	DWG. NO.	REV
<b>B</b>	MDCIN-4MFP-AD1	<b>B</b>

SCALE: 2:1 WEIGHT: SHEET 1 OF 1