



# MDC (M12) Series Receptacles

6 & 8 Conductor MDC Series Receptacles, 24AWG

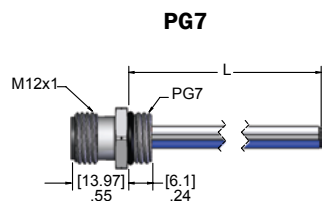


Front Mount Receptacles | PG Threads | 60 Volt, 2 amps | IP67 Rating

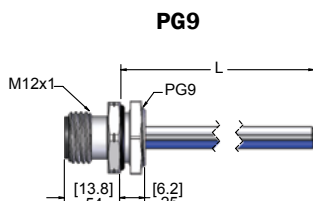


# of Poles	Male Faceview	Color Code	Rating	Wire AWG	Male Receptacles				Female Receptacles
					PG 7	PG 9	PG 11	PG 13.5	PG 9
6	 M12 x 1	1. Brown 2. White 3. Blue 4. Black 5. Gray 6. Pink	60V 2A	24	MDC-6MR-PG7	MDC-6MR-PG9	MDC-6MR-PG11	MDC-6MR-PG13.5	MDC-6FR-PG9
8	 M12 x 1	1. White 2. Brown 3. Green 4. Yellow 5. Gray 6. Pink 7. Blue 8. Red	60V 2A	24	MDC-8MR-PG7	MDC-8MR-PG9	MDC-8MR-PG11	MDC-8MR-PG13.5	MDC-8FR-PG9

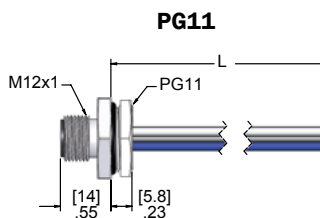
12" leads are standard. Longer lead lengths are available, please consult the factory for part numbers.  
Stainless Steel is available, add a "-SS" suffix (e.g. MDC-5MR-PG11 becomes MDC-5MR-PG11-SS).



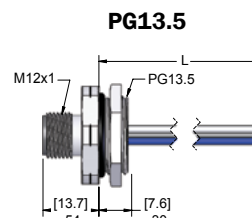
Male Receptacle



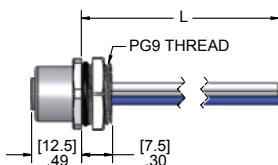
Male Receptacle



Male Receptacle



Male Receptacle



Female Receptacle

## Specifications:

Shell: PG7, PG9 & PG11: Nickel Plated Brass  
PG13.5: Clear Anodized Aluminum  
Insulator: Polyamide  
Wire: 24 AWG: 300V, UL Style 1007/1569

Contacts: Copper Alloy with Gold Plating  
Jam Nut: Nickel Plated Brass  
O-Ring: NBR  
Temperature: -40°C to 105°C (-40°F to +221°F)